




Reporting Today: What are your options for reporting from Business Central

George Murcott

CUSTOMER DAY 2023





**Get better value out of standard
Business Central features**

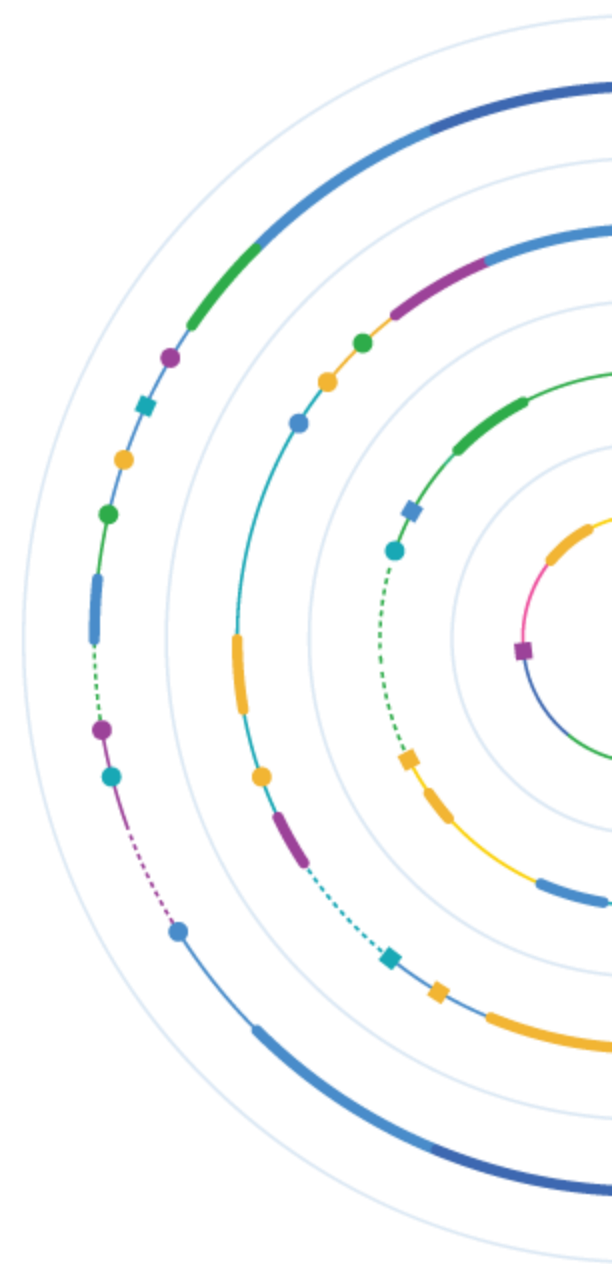
then use

**External reporting tools (Jet
Reports, Power BI, Cosmos)**

When I were a lad...

But now...

And in the future?



It's not just about actual reports...

- Role Centre parts
- Role Centre charts
- My Customers etc.
- Statistics Screens
- Company Hub

Can your users do the basics?

- Receivables/Payables
 - Chart of Accounts Overview
 - G/L Account Balance
 - G/L Balance
 - G/L Balance by Dimension
 - G/L Account Balance to Budget
 - G/L Balance to Budget
 - G/L Account Categories
- And then there is the actual system reports!

- Export to Excel
- Saved Views
- Profiles for depts
- Excel Reports
- Analyse Mode
- Financial Statements
- Financial Reports/
Account Schedules
- Analysis Views
- Sales Analysis Reports

It's not just about actual reports...



- Role Centre parts
- Role Centre charts
- My Customers etc.
- Statistics Screens
- Company Hub

Can your users do the basics?

System reporting tools working out of the box (or very nearly)

It's not just about actual reports...

Tools built in the
Chart of Accounts

- Receivables/Payables
 - Chart of Accounts Overview
 - G/L Account Balance
 - G/L Balance
 - G/L Balance by Dimension
 - G/L Account Balance to Budget
 - G/L Balance to Budget
 - G/L Account Categories
- And then there is the actual
system reports!

It's not just about actual reports...

System reporting features
requiring some setup / knowledge

- Export to Excel
- Saved Views
- Profiles for depts
- Excel Reports
- Analyse Mode
- Financial Statements
- Financial Reports (Account Schedules)
- Analysis Views
- Sales Analysis Reports

And then we have the actual system reports

- Four ways to find the reports
 - Search ('Tell Me')
 - Role Centre (your home screen)
 - Role Explorer (Departments!)
 - List/Card page specific
- New ways to interact with the reports



Headline

Actions

- + Sales Quote
- + Sales Invoice
- + Purchase Order
- > Find entries...
- > New
- > Reports
- + Sales Order
- + Purchase Quote
- + Purchase Invoice
- > Search in data...
- > Payments
- Excel Reports

Progress indicator

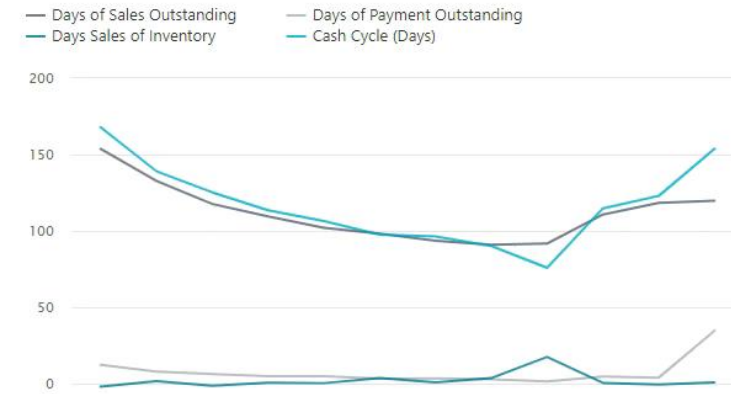
Insights

Report Inbox

Description	Created Date-Time ↓	Output Type
(There is nothing to show in this view)		

Business Performance

Cash Cycle | View by Month



Activities

Sales This Month

£1,237

Overdue Sales Invoice Amount

£39,754

Overdue Purch. Invoice Amount

£35,196

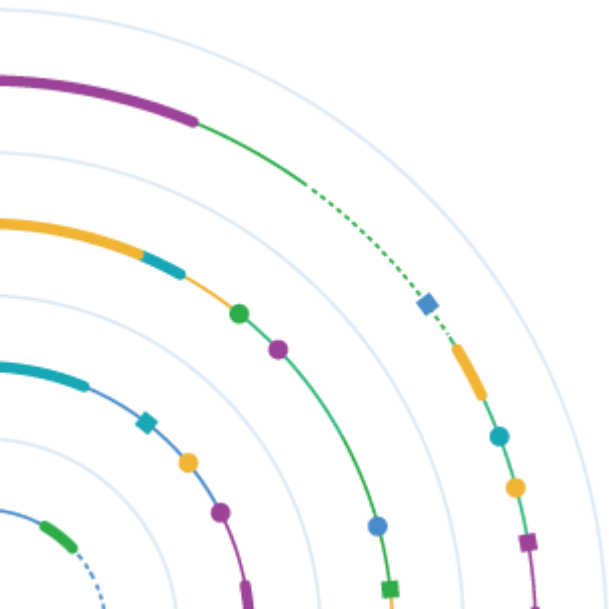
User Tasks

My User Tasks

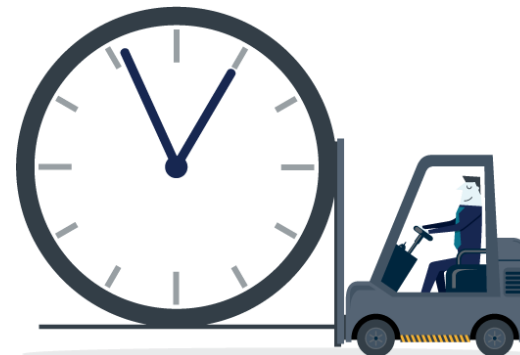
Pending User Tasks

Sliding scale of involvement

- Maximise your use of built in system tools to get best value for money (and time)
- Then, look at custom reports and external reporting tools like Jet Reports, Cosmos or Power BI



CUSTOMER DAY 2023



- Filtering
- Open in Excel (Export to Excel)
- Statistics screens
- Saved Views
- Standard system reports
- **Saved Views etc. as part of a custom Role Centre**
- Analyse Mode
- Excel reports
- Scheduling delivery of system reports
- Account Schedules / Financial Reporting
- Analysis Views
- Specialist module reports (G/L Budgets, Cashflow Forecast)



Account Schedules / Financial Reporting

- Your tool to create bespoke financial reports
- Rows determine *what* to show, Columns determine *how*
- Very powerful
- Combine with Analysis Views
- Varied data sources (G/L entries, G/L Budget Entries, Cash Flow Forecast Entries)
- Conditional show/hide and rounding options

Reporting Demo

Finance ▾ Clever Credit ▾ Cash Management ▾ Sales ▾ Purchasing ▾ ☰

- General Journals
- Chart of Accounts
- G/L Account Categories
- G/L Budgets
- Fixed Assets
- Financial Reporting
- Intrastat Journals
- Sales Budgets
- Purchase Budgets
- Sales Analysis Reports
- Purchase Analysis Reports
- Inventory Analysis Reports
- VAT Returns
- Currencies
- Employees
- VAT Statements
- Dimensions
- Posted General Journals

Financial Reporting: All ▾ | 🔍 Search + New 🗑️ Delete 📄 Edit List ✎ Edit Financial Report... 🖨️ Print... ✎ Edit Row Definition ⋮

Name ↑	Description	Row Definition	Column Definition
_BALANCE	Balance Sheet (Demo)	_BALANCE	_MONTHS
<u>EXPENSES</u>	Expense Analysis (Demo)	<u>EXPENSES</u>	<u>_MONTHS</u>
_P&L	Income Statement (Demo)	_P&L	_MONTHS-1Y
_SALES	Sales Analysis/Revenue (Demo)	_SALES	_MNTHLY-AC
ANALYSIS	Capital Structure	ANALYSIS	
BALANCESHT	Balance Sheet	BALANCESHT	
CAMPAIGN	Campaign Analysis	CAMPAIGN	BUDGANALYS
CA-PROF	Cost Acct. Summary Record DB per CC/CO	CA-PROF	
CASHFLOW	Calculation Of Cash Flow	CASHFLOW	CASHFLOW
CA-STAFF	Cost Acct. Personnel Costs	CA-STAFF	
CA-TRANS	Cost Acct. Transfer	CA-TRANS	
DEFAULT	Standard Schedule	DEFAULT	
DEGREE	Calculation of Cash Flow Ratio	DEGREE	DEGREE
I_CACycle	Data for Cash Cycle Chart	I_CACycle	PERIODS
I_CASHFLOW	Data for Cash Flow Chart	I_CASHFLOW	PERIODS
I_INCEXP	Data for Income & Expense Chart	I_INCEXP	PERIODS
I_MINTRIAL	Data for Reduced Trial Balance Info Part	I_MINTRIAL	PERIODS
M-BALANCE	Balance Sheet	M-BALANCE	M-BALANCE
M-CASHFLOW	Cash Flow Statement	M-CASHFLOW	M-NETCHANG
M-INCOME	Income Statement	M-INCOME	M-NETCHANG

← Row Definition | Work Date: 11/09/2022

✓ Saved 📄 ↗️

Name:

Manage Home Insert



⇐ Outdent ⇨ Indent



Row No.	Description	Totalling Type	Totalling	Department Code Totalling	Project Code Totalling	Row Type	Amount Type	Show Opp... Sign	Show	Bold	Italic	Unc...
8110	Cleaning	Posting Ac...	8110			Net Change	Net Amount	<input type="checkbox"/>	Yes	<input type="checkbox"/>	<input type="checkbox"/>	
8120	Electricity and Heating	Posting Ac...	8120			Net Change	Net Amount	<input type="checkbox"/>	Yes	<input type="checkbox"/>	<input type="checkbox"/>	
8130	Repairs and Maintenance	Posting Ac...	8130			Net Change	Net Amount	<input type="checkbox"/>	Yes	<input type="checkbox"/>	<input type="checkbox"/>	
8210	Office Supplies	Posting Ac...	8210			Net Change	Net Amount	<input type="checkbox"/>	Yes	<input type="checkbox"/>	<input type="checkbox"/>	
8230	Phone and Fax	Posting Ac...	8230			Net Change	Net Amount	<input type="checkbox"/>	Yes	<input type="checkbox"/>	<input type="checkbox"/>	
→ 8240	⋮ Postage	Posting A ▾	8240			Net Change	Net Amount	<input type="checkbox"/>	Yes	<input type="checkbox"/>	<input type="checkbox"/>	
8310	⋮ Software					Net Change	Net Amount	<input type="checkbox"/>	Yes	<input type="checkbox"/>	<input type="checkbox"/>	
8320	Consultant Services					Net Change	Net Amount	<input type="checkbox"/>	Yes	<input type="checkbox"/>	<input type="checkbox"/>	
8330	Other Computer Expenses					Net Change	Net Amount	<input type="checkbox"/>	Yes	<input type="checkbox"/>	<input type="checkbox"/>	
8410	Advertising					Net Change	Net Amount	<input type="checkbox"/>	Yes	<input type="checkbox"/>	<input type="checkbox"/>	
8420	Entertainment and PR					Net Change	Net Amount	<input type="checkbox"/>	Yes	<input type="checkbox"/>	<input type="checkbox"/>	
8430	Travel					Net Change	Net Amount	<input type="checkbox"/>	Yes	<input type="checkbox"/>	<input type="checkbox"/>	
8450	Delivery Expenses	Posting Ac...	8450			Net Change	Net Amount	<input type="checkbox"/>	Yes	<input type="checkbox"/>	<input type="checkbox"/>	
8510	Fuel and Motor Oil	Posting Ac...	8510			Net Change	Net Amount	<input type="checkbox"/>	Yes	<input type="checkbox"/>	<input type="checkbox"/>	
8520	Registration Fees	Posting Ac...	8520			Net Change	Net Amount	<input type="checkbox"/>	Yes	<input type="checkbox"/>	<input type="checkbox"/>	
8530	Repairs and Maintenance	Posting Ac...	8530			Net Change	Net Amount	<input type="checkbox"/>	Yes	<input type="checkbox"/>	<input type="checkbox"/>	
8610	Cash Discrepancies	Posting Ac...	8610			Net Change	Net Amount	<input type="checkbox"/>	Yes	<input type="checkbox"/>	<input type="checkbox"/>	
8620	Bad Debt Expenses	Posting Ac...	8620			Net Change	Net Amount	<input type="checkbox"/>	Yes	<input type="checkbox"/>	<input type="checkbox"/>	
8630	Legal and Accounting Servi...	Posting Ac...	8630			Net Change	Net Amount	<input type="checkbox"/>	Yes	<input type="checkbox"/>	<input type="checkbox"/>	
8640	Miscellaneous	Posting Ac...	8640			Net Change	Net Amount	<input type="checkbox"/>	Yes	<input type="checkbox"/>	<input type="checkbox"/>	
8710	Wages	Posting Ac...	8710			Net Change	Net Amount	<input type="checkbox"/>	Yes	<input type="checkbox"/>	<input type="checkbox"/>	
8720	Salaries	Posting Ac...	8720			Net Change	Net Amount	<input type="checkbox"/>	Yes	<input type="checkbox"/>	<input type="checkbox"/>	

- Posting Accounts
- Total Accounts
- Formula
- Set Base For Percent**
- Cost Type
- Cost Type Total
- Cash Flow Entry Accounts
- Cash Flow Total Accounts
- Account Category

Name

Manage 📄 Copy Column Layout 🔗 🏠

Column No.	Column Header	Column Type	Ledger Entry Type	Amount Type	Budget Name	Formula	Show Opp... Sign	Comparison Date Formula	Comparison Period Formula	Show	Rounding Factor
010	Month(Actual)(£)	Net Change	Entries	Net Amount			<input type="checkbox"/>		FY	Always	1
015	Month (Budget)	Net Change	Budget Entries	Net Amount			<input type="checkbox"/>		FY	Always	1
020	Month Last Year	Net Change	Entries	Net Amount			<input type="checkbox"/>		-1FY	Always	1
025	Var Budget %	Formula	Budget Entries	Net Amount		((010-015)/015)*100	<input type="checkbox"/>			Always	1
030	Var LY %	Formula	Entries	Net Amount		((010-020)/020)*100	<input type="checkbox"/>			Always	1
035	Var Bud Amnt £	Formula	Budget Entries	Net Amount		010-015	<input type="checkbox"/>			Always	1
040	Var LY Amnt £	Formula	Entries	Net Amount		010-020	<input type="checkbox"/>			Always	1
045	YTD Actual	Year to Date	Entries	Net Amount			<input type="checkbox"/>		FY	Always	1
050	YTD Budget	Year to Date	Budget Entries	Net Amount			<input type="checkbox"/>		FY	Always	1
055	YTD Last Yr	Year to Date	Entries	Net Amount			<input type="checkbox"/>		-1FY	Always	1
060	Var Budget %	Formula	Entries	Net Amount		((045-050)/050)*100	<input type="checkbox"/>			Always	1
065	Var Last Yr %	Formula	Entries	Net Amount		((045-055)/050)*100	<input type="checkbox"/>			Always	1
070	Var Budget Amnt	Formula	Entries	Net Amount		045-050	<input type="checkbox"/>			Always	1
→ 075	⋮ Var Last Yr Amnt	Formula	Entries	Net Amount		045-055	<input type="checkbox"/>			Always	1

1 ▾

None

1

1000

1000000

1000

Reporting Demo | Finance ▾ Clever Credit ▾ Cash Management ▾ Sales ▾ Purchasing ▾ | ☰

- Customers
- Bank Accounts
- Item Ledger Entries
- General Ledger Entries
- FA Ledger Entries
- Sales Budgets
- Vendors
- Chart of Accounts
- Customer Ledger Entries
- VAT Entries
- Cash Flow Ledger Entries
- Purchase Budgets
- Items
- Vendor Ledger Entries
- Bank Account Ledger Entries
- Financial Report
- G/L Budget Entries



Headline

Hi, George Murcott!

Actions

- + Sales Quote
- + Sales Order
- + Sales Invoice
- + Purchase Quote
- + Purchase Order
- + Purchase Invoice
- > Find entries...
- > New
- > Payments
- > Reports
- 📄 Excel Reports



Activities ▾

Sales This Month

£0

> See more

Overdue Sales Invoice Amount

£950,069

> See more

Overdue Purch. Invoice Amount

£477,533

> See more

Ongoing Sales

Sales Quotes	Sales Orders	Sales Invoices
0	44	1
>	>	>

Ongoing Purchases

Purchase Orders	Ongoing Purch... Invoices	Purch. Invoices... Next Week
26	0	0
>	>	>

Payments

Unprocessed Payments	Average Collec... Days	Outstanding V... Invoices
0	0.0	39
>		>

Scan documents

Create Incomin... from Camera

Incoming Documents

My Incoming Documents

1

>

CUSTOMER DAY 2023



Analysis Mode / Analyse function

- Work in BC like you work in Excel
- Totals in lists!
- Pivot data
- Export data as its seen on the page

Training

Finance | Cash Management | Sales | Purchasing | Shopify

Customers: All | Search | Analyse | **cust balances** | Totals | Pivot Salesperson | Analysis 4

No.	Name	Salesperson...	Credit Limit (LCY)	Balance (LCY)
10000	Adatum Corporation PLC	HR	10,000.00	0.00
20000	Trey Research	HR	10,000.00	2,251.80
30000	School of Fine Art	JO	20,000.00	32,644.30
40000	Alpine Ski House	HR	50,000.00	2,617.50
50000	Relecloud	JO	10,000.00	6,491.88
			100,000.00	44,005.48

Pivot Mode

Search...

No.

Name

Salesperson Code

Credit Limit (LCY)

Contact

Allow Multiple Posting Groups

Balance (LCY)

Balance Due (LCY)

Sales (LCY)

Payments (LCY)

Phone No.

Responsibility Centre

Location Code

Coupled to Dataverse

Row Groups
Drag here to set row groups

Values

- Sum(Credit Limit (L...)
- Sum(Balance (LCY))

Columns | Analysis Filters

Training

- Finance
- Cash Management
- Sales
- Purchasing
- Shopify

Customers: All Search Analyse cust balances Totals Pivot Salesperson Analysis 4

Salesperson Code	Sum(Credit Lim...	Sum(Balance (LCY))	Sum(Balance Due...	Sum(Sales (LCY))	Sum(Payments...
HR (3)	70,000.00	4,869.30	4,118.70	229,511.60	257,124.05
JO (2)	30,000.00	39,136.18	35,635.54	199,377.30	171,137.66
Total	100,000.00	44,005.48	39,754.24	428,888.90	428,261.71

Pivot Mode

Search...

No.

Name

Salesperson Code

Credit Limit (LCY)

Contact

Allow Multiple Posting G

Balance (LCY)

Balance Due (LCY)

Sales (LCY)

Payments (LCY)

Phone No.

Row Groups

Salesperson Code

Values

Sum(Credit Limit...

Sum(Balance (LC...

Sum(Balance Du...

Column Labels

Drag here to set column labels

Customer Ledger Entries

Search Analyse **Analysis 1** +

Posting Date	Docum...	Document No.	Customer No.	Customer Name	Currency...	Original Amount
21/11/2022	Invoice	103136	10000	Adatum Corporation		8,215.56
23/10/2022	Invoice	103125	10000	Adatum Corporation		8,544.48
19/10/2022	Invoice	103120	10000	Adatum Corporation		450.36
21/09/2022	Invoice	103110	10000	Adatum Corporation		8,994.84
23/08/2022	Invoice	103099	10000	Adatum Corporation		10,411.80
19/08/2022	Invoice	103094	10000	Adatum Corporation		600.48
23/07/2022	Invoice	103085	10000	Adatum Corporation		9,323.76
19/07/2022	Invoice	103080	10000	Adatum Corporation		600.48
21/06/2022	Invoice	103070	10000	Adatum Corporation		12,718.80
23/05/2022	Invoice	103059	10000	Adatum Corporation		12,118.32
19/05/2022	Invoice	103054	10000	Adatum Corporation		600.48
21/04/2022	Invoice	103044	10000	Adatum Corporation		15,515.52
23/03/2022	Invoice	103033	10000	Adatum Corporation		13,206.36
19/03/2022	Invoice	103028	10000	Adatum Corporation		750.60
21/02/2022	Invoice	103020	10000	Adatum Corporation		10,103.04
17/02/2022	Invoice	103016	10000	Adatum Corporation		600.48
23/01/2022	Invoice	103007	10000	Adatum Corporation		8,544.48
19/01/2022	Invoice	103002	10000	Adatum Corporation		600.48
						476,416.20

Pivot Mode

Search...

Amount (LCY)

Debit Amount

Debit Amount (LCY)

Credit Amount

Credit Amount (LCY)

Remaining Amount

Remaining Amt. (LCY)

Sales (LCY)

Due Date

Due Date Year

Due Date Quarter

Due Date Month

Payment Prediction

Prediction Confidence

Row Groups

Drag here to set row groups

Values

Sum(Original A...)

Sum(Amount)

Sum(Amount (L...))

Sum(Debit Amo...)

Customer Ledger Entries

Search Analyse **Analysis 1** +

Posting Date	Docum...	Document No.	Customer No.	Customer Name	Currency...	Original Amount
21/11/2022	Invoice	103136	10000	Adatum Corporation		8,215.56
23/10/2022	Invoice	103125	10000	Adatum Corporation		8,544.48
19/10/2022	Invoice	103120	10000	Adatum Corporation		450.36
21/09/2022	Invoice	103110	10000	Adatum Corporation		8,994.84
23/08/2022	Invoice	103099	10000	Adatum Corporation		10,411.80
19/08/2022	Invoice	103094	10000	Adatum Corporation		600.48
23/07/2022	Invoice	103085	10000	Adatum Corporation		9,323.76
19/07/2022	Invoice	103080	10000	Adatum Corporation		600.48
21/06/2022	Invoice	103070	10000	Adatum Corporation		12,718.80
23/05/2022	Invoice	103059	10000	Adatum Corporation		12,118.32
19/05/2022	Invoice	103054	10000	Adatum Corporation		600.48
21/04/2022	Invoice	103044	10000	Adatum Corporation		15,515.52
23/03/2022	Invoice	103033	10000	Adatum Corporation		13,206.36
19/03/2022	Invoice	103028	10000	Adatum Corporation		750.60
21/02/2022	Invoice	103020	10000	Adatum Corporation		10,103.04
17/02/2022	Invoice	103016	10000	Adatum Corporation		600.48
23/01/2022	Invoice	103007	10000	Adatum Corporation		8,544.48
19/01/2022	Invoice	103002	10000	Adatum Corporation		600.48
						476,416.20

Search...

- > Posting Date
- > Posting Date Year
- > Posting Date Quarter
- > Posting Date Month
- > Document Type ▾

Search...

- (Select All)
-
- Credit Memo
- Finance Charge Memo
- Invoice
- Payment

- > Document No.
- > Customer No.
- > Customer Name
- > Description
- > Department Code
- > Customergroup Code
- > Currency Code
- > Original Amount

Training

Finance ▾

Cash Management ▾

Sales ▾

Purchasing ▾

Shopify ▾



Customers: All ▾

Search



Analyse

cust balances ▾

Totals ▾

Pivot Salesperson ▾

Analysis 4 ▾



Salesperson Code	Sum(Credit Lim...	Balance Due...	Sum(Sales (LCY))	Sum(Payments...
HR (3)	70,000.00	4,118.70	229,511.60	257,124.05
JO (2)	30,000.00		9,377.30	171,137.66
Total	100,000.00		8,888.90	428,261.71

- Rename
- Duplicate
- Arrange >
- Delete
- Delete all

- Move left
- Move right

Customers: All

Search



Analyse

cust balances

Totals

Pivot Salesperson


Analysis 4



Salesperson Code	Sum(Credit Lim...	Sum(Balance (LCY))	Sum(Balance Due...	Sum(Sales (LCY))	Sum(Payments...
HR (3)	70,000.00	4,869.30	4,118.70	229,511.60	257,124.05
JO (2)	30,000.00	39,136.18	35,635.54	199,377.30	171,137.66
Total	100,000.00	44,005.48		90	428,261.71

- Copy Ctrl+C
- Copy With Headers
- Copy with Group Headers
- Paste Ctrl+V
- Export >
 - CSV Export
 - Excel Export

Going outside the (BC) 'box'



	C	D	E	F	G	H	I	J	K	L	M
3	01/01/2023			Choose a starting date in the format 01/01/2021							
4	31/12/2023			Choose an ending date in the format 31/12/2021							
5	Income Statement..Balance Sheet	Lookup		Choose: Income Statement, Balance Sheet (or select both)							
6	Posting..End-Total	Lookup		Choose an account type: Posting / Total / End Total / Begin Total / Total / Heading (multiple can be selected)							
7	1000..9999	Lookup		Choose an account number or range							
8	..SALES	Lookup		Choose a value for Global Dimension 1 (Department): Admin (ADM), Sales (SALES) or Production (PROD) (multiple can be selected. CARE if blank dimension values exist then must manually start fil							
9	..VW	Lookup		Choose a value for Global Dimension 2 (Project): Mercedes 300 (MERCEDES), Toyota Supra (TOYOTA) or VW Transporter (VW) (multiple can be selected. CARE if blank dimension values exist then n							
10											
11											
12											
13											
14											

No.	Name	Companies	Consolidation
1000	BALANCE SHEET	Consol-V1	=@GL("Balance", \$F13, Sheet1!\$C\$3, Sheet1!\$C\$4, Sheet1!\$C\$8, Sheet1!\$C\$9, H\$12)

Report Options

Report options allow you to choose specific filters to narrow the information you want to view.

Title	Value	Lookup
StartDate	01/01/2023	
EndDate	31/12/2023	
Income/Balance	Income Statement..Balance Sheet	▼
Account Type	Posting..End-Total	▼
G/L Account (Nominal)	1000..9999	▼
Dimension (Department)	..SALES	▼
Dimension (Project)	..VW	▼

Run
Cancel

Design Mode

Run Run from Cache Run in Background Drilldown Check Error

NL NF NP GL

Fast Financials Report Options Wizard Builder

Schedule Batch Report Wizard Configure Word Export

Settings Information

IF =NL("Rows","Purchase Line","Document Type","Order","Document No.,"B29)

	A	B	C	D	E	F	G	H	I	J	K	L
1	Auto+Hide	Hide	Hide	Hide	Fit	Fit	Fit	Fit	Fit	Fit	Fit	Fit
2	hide			Designing a grouping report		to list the vendor and the purchase orders for those vendors						
3	hide										Notes	
4	hide			NL Rows Function 1	Vendor Number	Vendor Name						
5	hide			Table Name	Vendor	Vendor						
6	hide			Field Name	No.	Name						
7	hide			Table Filter		User defined						
8	hide											
9	hide				Order Number	Order Date	Terms	Total Amount	Currency	Warehouse	Status	
10	hide			NL Rows Function 2	data	data	data	data	data	data	data	
11	hide			Table Name	Purchase Header	Purchase Header	Purchase Header	Purchase Header	Purchase Header	Purchase Header	Purchase Header	Purchase Header
12	hide			Field Name	No.	Order Date	Payment Terms Code	Amount	Currency Code	Location Code	Status	
13	hide			Table Filter	Document Type=Order							
14	hide			Table Filter	Buy-from Vendor No. =	Group vendor No.						
15	hide											
16	hide				Type	Description	Item Number	Line Amount	Completely Received	Quantity Ordered	Qty Recd	Qty to Recve
17	hide			NL Rows function 3	data	data	data	data	data	data	data	data
18	hide			Table Name	Purchase Lines	Purchase Lines	Purchase Lines	Purchase Lines	Purchase Lines	Purchase Lines	Purchase Lines	Purchase Line
19	hide			Field Name	Type	Description	No.	Line Amount	Completely Received	Quantity	Quantity Received	Qty. to Receiv
20	hide			Table Filter	Doc type = Order							
21	hide			Table Filter	Doc No = Group Doc No							
22												
23					VENDOR NUMBER	VENDOR NAME						
24				"BC14(TrainingServer)","Report	10000	London Postmaster						
25					10000							
26					10000							
27					Order Number	Order Date	Terms	Total Amount	Currency Code	Warehouse	Status	
28				"BC14(TrainingServer)","Report	106009	30/01/2021	CM	£903.60			Open	
29				Type	Description	Item Number	Line Amount	Completely recd	Quantity Ordered	Qty Recd	Qty to rec	
29				=NL("Rows","Purchase Line","Document Type","Order","Document No.,"B29)		1976-W	301.2	FALSE	2	0		



Ask a question about your data

Tecman Online - Technology Management YouTube channel

www.youtube.com/user/TecmanOnline/featured

Number of videos

465

Subscribers

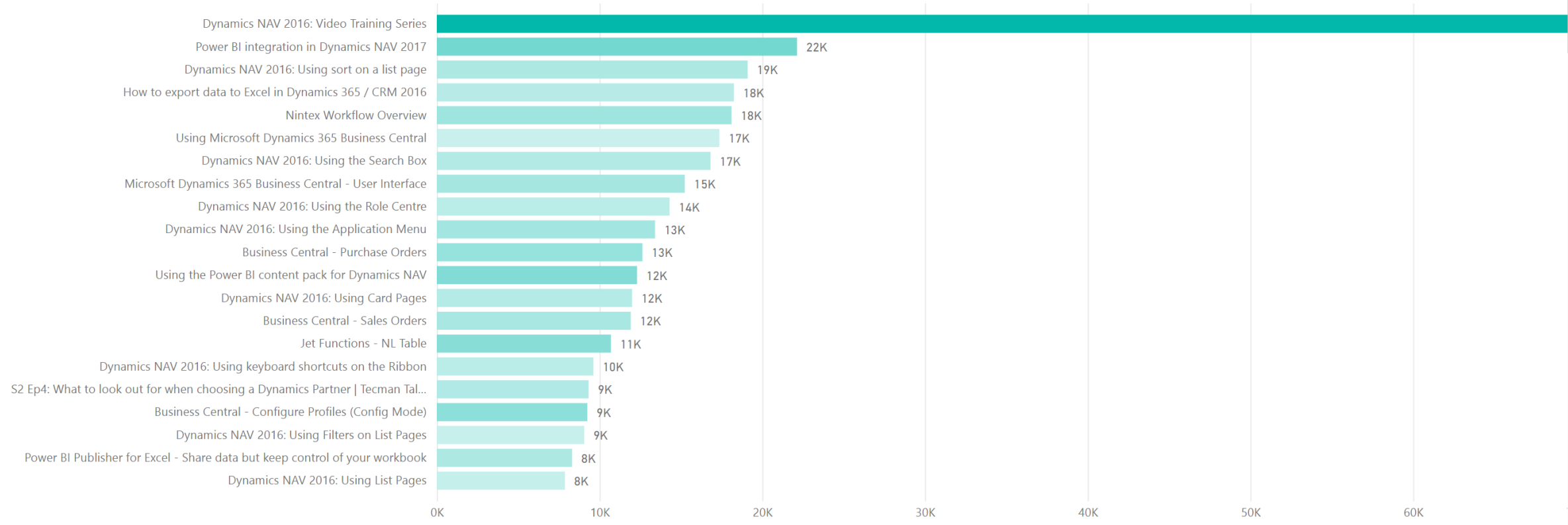
3290

Total views

792489

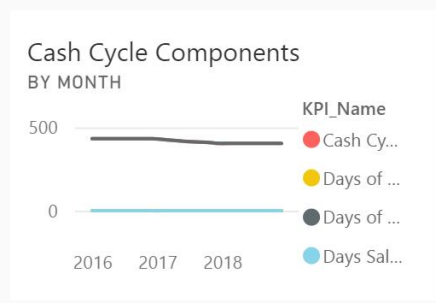
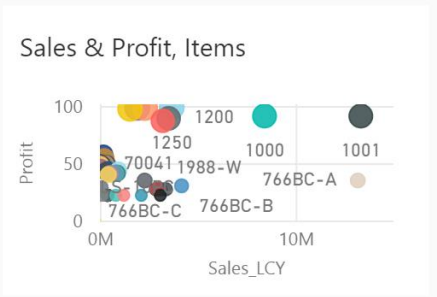
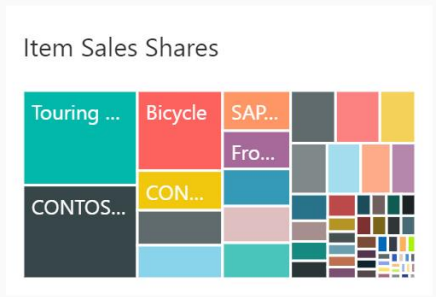
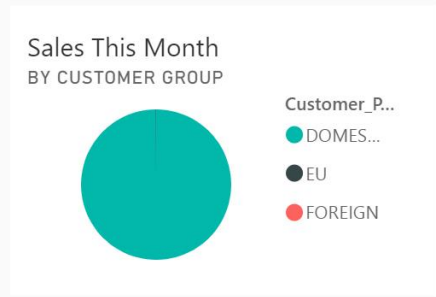
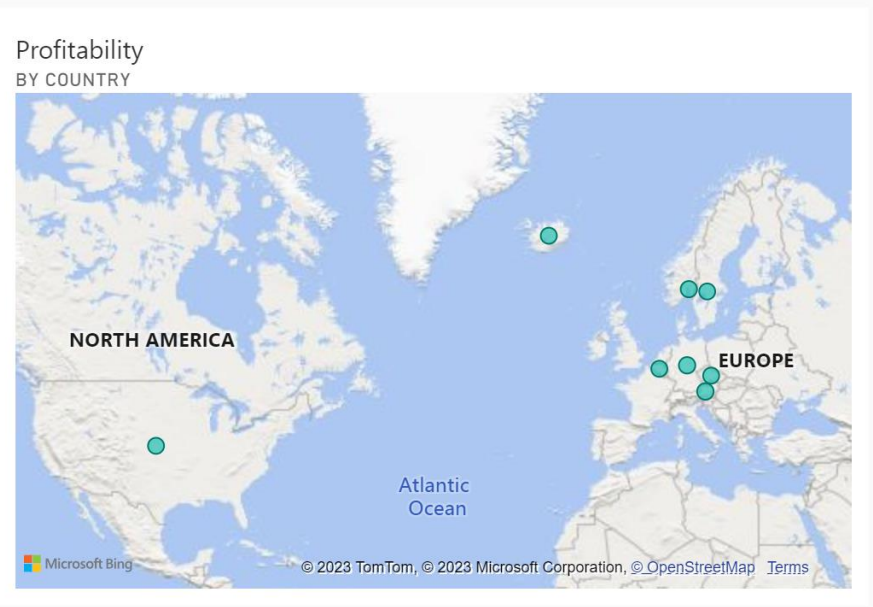
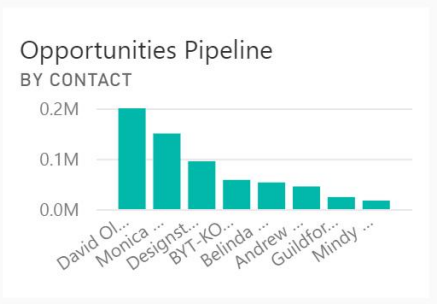
Views, Likes, Earliest DatePublished

BY TITLE



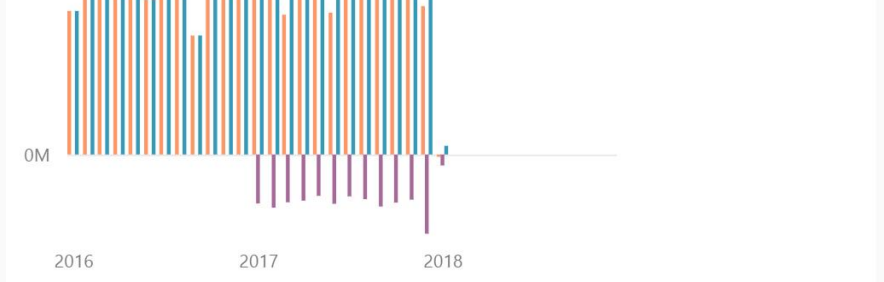


Ask a question about your data



Trial Balance BY MONTH

KPI_Code	KPI_Name	Net_Change_Actual
10	Total Revenue	53,407,842.77
20	Total Cost	-3,935,333.46
30	Gross Margin	49,472,509.31
40	Gross Margin %	2,225.26
50	Operating Expenses	2,963,736.61
60	Operating Margin	46,508,772.70
70	Operating Margin %	2,105.10
80	Other Expenses	2,599.61
90	Income before Interest and V...	46,506,173.09



Web Services

✕ If you want to set up an OData connection, for performance and stability reasons consider using an API page instead. Don't show again | API documentation

Search Analyse + New Edit List Delete Reload Download Metadata Document More options

Object Type	Object ID	Object Name	Service Name ↑	All Tena...	Publ...	OData V4 URL	SOAP URL
Page	6407	workflowGenJournalLines	workflowGenJournalLines	<input type="checkbox"/>	<input checked="" type="checkbox"/>	https://api.businesscentral.dyna...	https://api.businesscentral.dyna...
Page	6409	workflowItems	workflowItems	<input type="checkbox"/>	<input checked="" type="checkbox"/>	https://api.businesscentral.dyna...	https://api.businesscentral.dyna...
Page	6405	Purchase Document Line Entity	workflowPurchaseDocumentLines	<input type="checkbox"/>	<input checked="" type="checkbox"/>	https://api.businesscentral.dyna...	https://api.businesscentral.dyna...
Page	6404	workflowPurchaseDocuments	workflowPurchaseDocuments	<input type="checkbox"/>	<input checked="" type="checkbox"/>	https://api.businesscentral.dyna...	https://api.businesscentral.dyna...
Page	6403	Sales Document Line Entity	workflowSalesDocumentLines	<input type="checkbox"/>	<input checked="" type="checkbox"/>	https://api.businesscentral.dyna...	https://api.businesscentral.dyna...
Page	6402	workflowSalesDocuments	workflowSalesDocuments	<input type="checkbox"/>	<input checked="" type="checkbox"/>	https://api.businesscentral.dyna...	https://api.businesscentral.dyna...
Page	6410	workflowVendors	workflowVendors	<input type="checkbox"/>	<input checked="" type="checkbox"/>	https://api.businesscentral.dyna...	https://api.businesscentral.dyna...
Page	831	workflowWebhookSubscriptions	workflowWebhookSubscriptions	<input type="checkbox"/>	<input checked="" type="checkbox"/>	https://api.businesscentral.dyna...	https://api.businesscentral.dyna...
→ Query	264	Bank Account Ledger Entries	BankAccountLedgerEntries	<input type="checkbox"/>	<input checked="" type="checkbox"/>	https://api.businesscentral.dyna...	Not applicable
Query	262	Cust. Ledger Entries	Cust.LedgerEntries	<input type="checkbox"/>	<input checked="" type="checkbox"/>	https://api.businesscentral.dyna...	Not applicable
Query	260	Dimension Set Entries	DimensionSetEntries	<input type="checkbox"/>	<input checked="" type="checkbox"/>	https://api.businesscentral.dyna...	Not applicable
Query	267	FA Ledger Entries	FALedgerEntries	<input type="checkbox"/>	<input checked="" type="checkbox"/>	https://api.businesscentral.dyna...	Not applicable
Query	270	G/L Budget Entries	G/LBudgetEntries	<input type="checkbox"/>	<input checked="" type="checkbox"/>	https://api.businesscentral.dyna...	Not applicable
Query	261	G/L Entries	G/LEntries	<input type="checkbox"/>	<input checked="" type="checkbox"/>	https://api.businesscentral.dyna...	Not applicable
Query	265	Item Ledger Entries	ItemLedgerEntries	<input type="checkbox"/>	<input checked="" type="checkbox"/>	https://api.businesscentral.dyna...	Not applicable
Query	103	Item Sales and Profit	ItemSalesAndProfit	<input checked="" type="checkbox"/>	<input checked="" type="checkbox"/>	https://api.businesscentral.dyna...	Not applicable
Query	102	Item Sales by Customer	ItemSalesByCustomer	<input checked="" type="checkbox"/>	<input checked="" type="checkbox"/>	https://api.businesscentral.dyna...	Not applicable
Query	268	Job Ledger Entries	JobLedgerEntries	<input type="checkbox"/>	<input checked="" type="checkbox"/>	https://api.businesscentral.dyna...	Not applicable
Query	61	Power BI Cust. Item Ledg. Ent.	Power BI Cust. Item Ledg. Ent.	<input type="checkbox"/>	<input checked="" type="checkbox"/>	https://api.businesscentral.dyna...	Not applicable
Query	62	Power BI Cust. Ledger Entries	Power BI Cust. Ledger Entries	<input type="checkbox"/>	<input checked="" type="checkbox"/>	https://api.businesscentral.dyna...	Not applicable
Query	50	Power BI Customer List	Power BI Customer List	<input type="checkbox"/>	<input checked="" type="checkbox"/>	https://api.businesscentral.dyna...	Not applicable



Make Report Creation Easier on Everyone

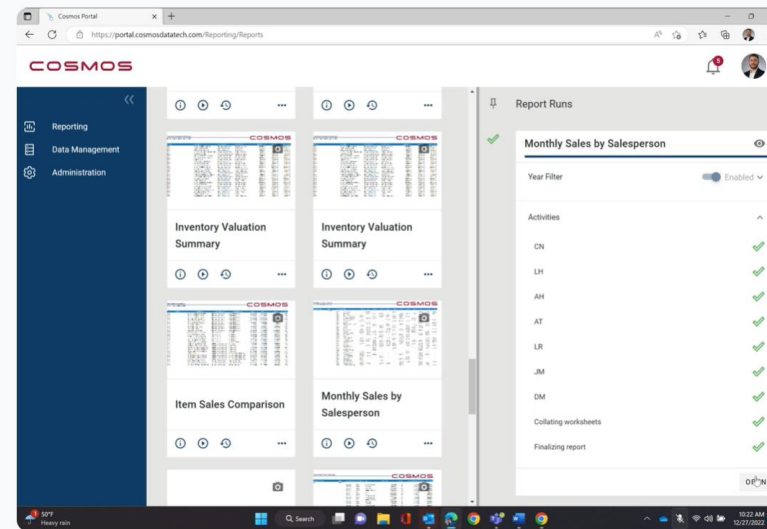
<https://www.cosmosdatatech.com/features/reporting/>

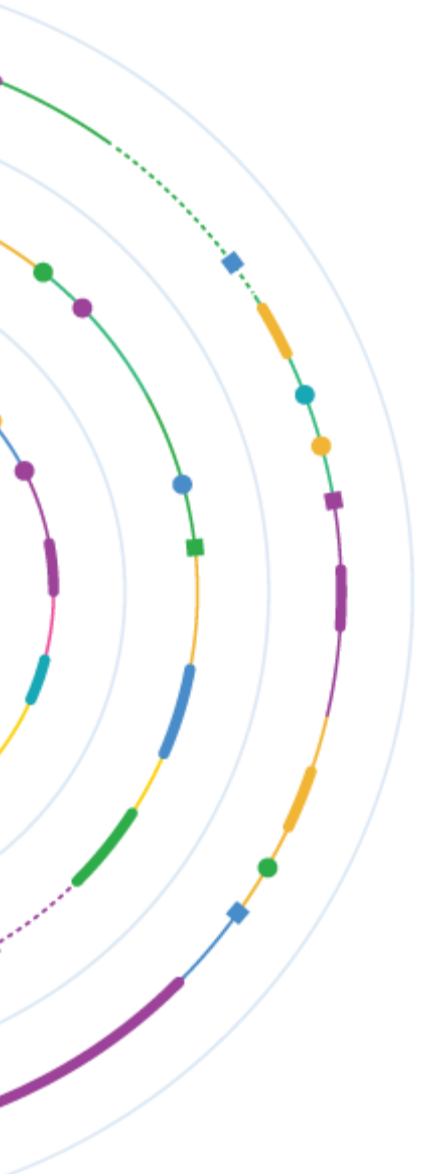
Remove the complexity of report design

Create and customize reports easily with the intuitive Cosmos Report Editor and 30 pre-built reports for Business Central.

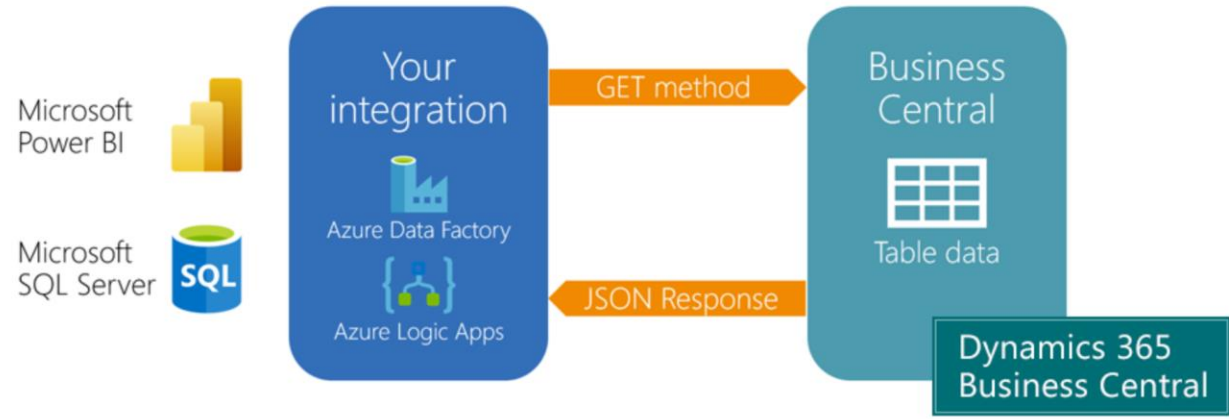
Pull data no matter where it resides

Utilize optimized data to quickly build reports without worrying about the underlying data structure or having to link multiple tables and fields.





Connect to your Business Central data with the **Data Access** managed API



Use the **Data Access** managed API integration for the most popular tables from Business Central – to connect with **Microsoft Power BI** or any third-party solution.

[Get the app now »](#)

[More Apps »](#)

Old friends and new options

Jet Reports

- + Simple, Excel skills
- + Direct access to tables
- + Long track record

- Not so suited to cloud
- Limited new product development
- Can hit performance issues with large data sets

Power BI

- + Great visuals
- + Easy distribution
- + Low cost licence

- Are you a data specialist?
- Access to data not simple
- Can cause performance issues
- Multiple API pages, multiple versions of the truth?

New world options

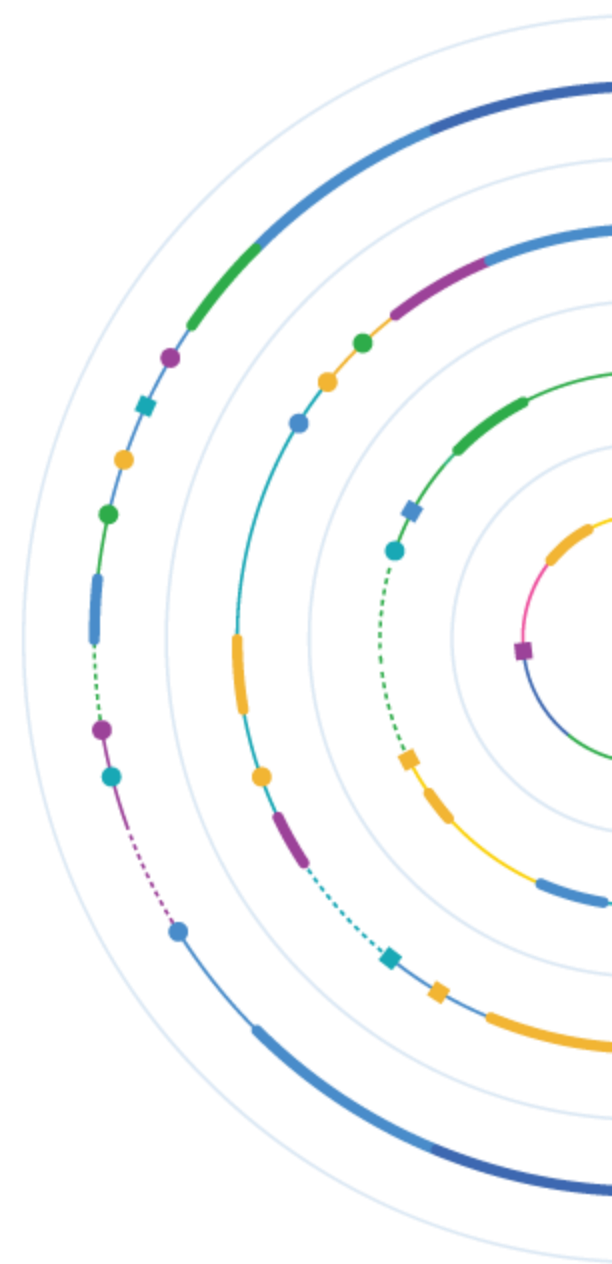
- Cosmos
- Abakion
- Other apps exist

- + Azure Data Whse
- + Single version of the truth
- + No performance issues
- + Give access to data, allow greater focus on the report
- + Portal to control access and handle distribution

Will AI make a difference?

Microsoft has four AI solutions within BC so far:

- Cash Flow Forecast Azure AI 'experiment'
- Late Payment Predictor
- Copilot – Marketing text
- Copilot – Bank reconciliation



What's next in the product?

- New tools to write and publish queries in BC (no timescale yet)
- Possible further development of Analyse function
 - Lift the 100,000 rows of data limitation
 - Allow the Analysis Tabs to be created in a Profile as Customisation, to allow easy delivery to end users

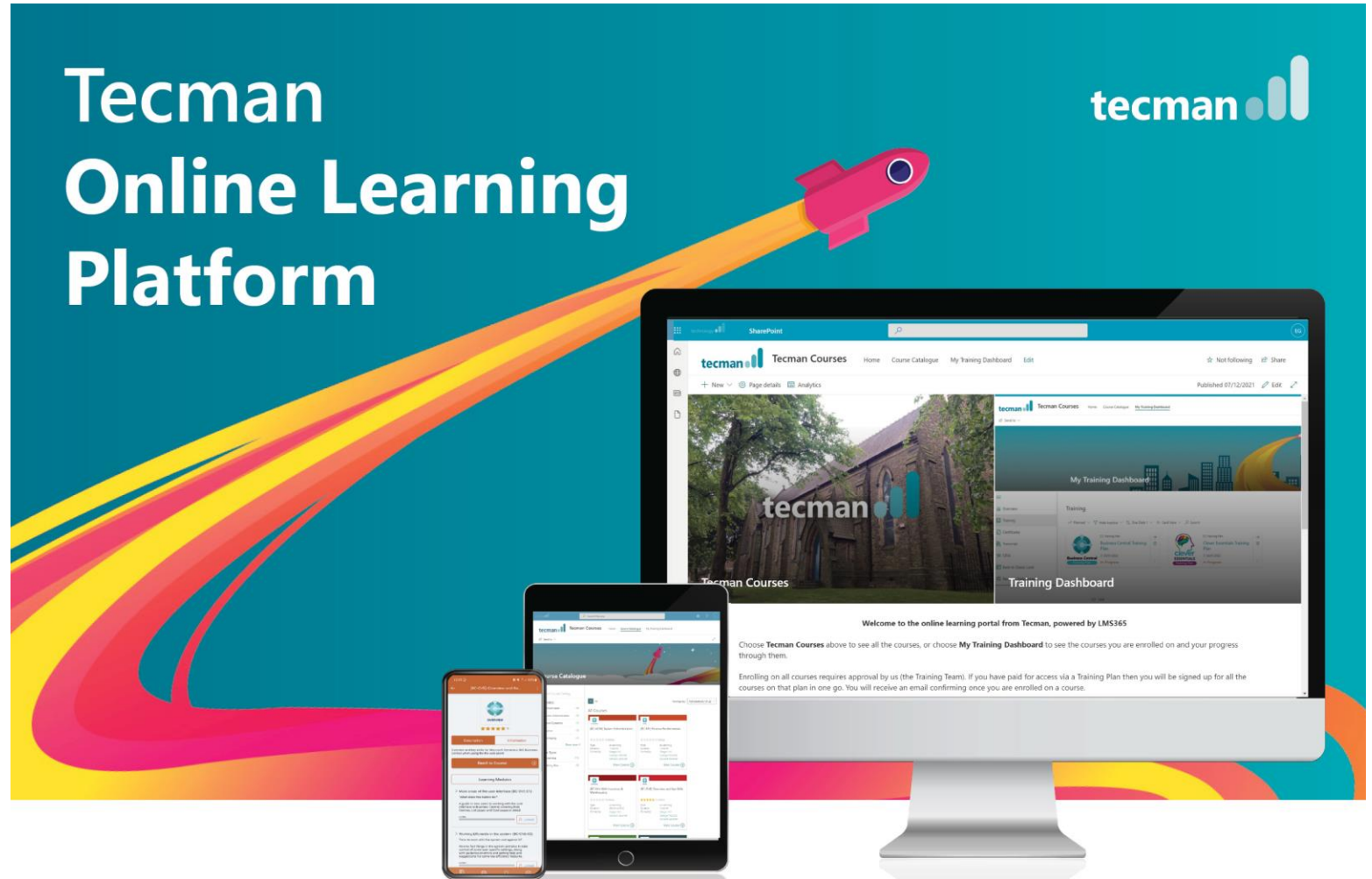
Where can I go to learn more



- Blog posts from the [Tecman website](#) also LinkedIn and other socials
- *Tecman Talks Dynamics* podcasts (reporting example from [YouTube](#))
- Regular FREE customer webinars, recorded ([video playlist available here](#))
- Tecman [YouTube channel](#) – multiple playlists covering both NAV and Business Central, full introduction playlists (20 -30 videos) (see next slide)
- [Microsoft Docs](#) and [Microsoft Learn](#)
- Formal [training sessions](#), details on the website or ask your Customer Engagement Manager for the agendas
- *Remote:* Face-to-Face via Teams; Online Learning Platform
- *IRL:* Scheduled courses at Tecman or onsite with you

Tecman Online Learning Platform

Tecman Online Learning Platform



<https://www.tecman.co.uk/events-and-training/dynamics-learning>

- Home
- Shorts
- Subscriptions
- Library
- History
- Your videos
- Watch Later
- Customer Worksho...
- Show more



Technology Management

@TeamTecman 3.27K subscribers 465 videos

We help Manufacturing, and Distribution organisations transform processe... >

tecman.co.uk and 2 more links

Customise channel Manage videos

- HOME
- VIDEOS
- LIVE
- PODCASTS
- PLAYLISTS
- COMMUNITY
- CHANNELS
- ABOUT >

- Subscriptions
- Clever Dynamics
 - Microsoft Power BI
 - Cosmos Data Tech...
 - Microsoft Dynamic...
 - Microsoft Cloud
 - Microsoft Power Vi...
 - Microsoft Power A...
 - Show 11 more

- Latest
- Popular
- Oldest



S3 Ep14: Microsoft Dynamics 365 CRM and Power Platform 2023...
66 views • 10 days ago



New and newish 'Quality of life' features in Business Central
360 views • 3 weeks ago




S3 Ep13: Not just a name change for Microsoft Dynamics 365...
94 views • 3 weeks ago



Wrap Up August 2023
49 views • 1 month ago



Our YouTube channel playlists



Using Business Central

Business Central - Free training for Microsoft...

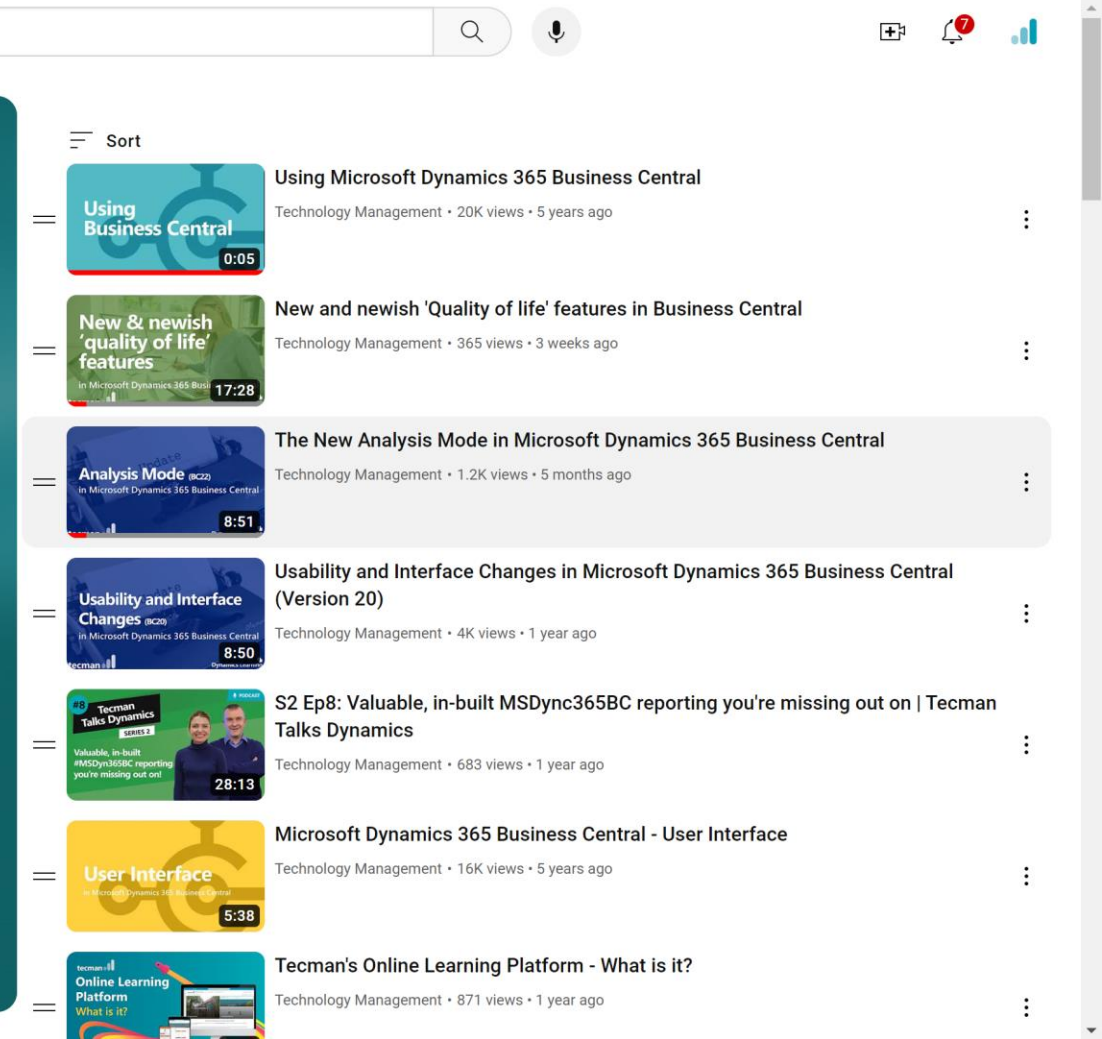
Technology Management

Public

42 videos 76,804 views Last updated on 18 Sept...

Play all Shuffle

Take a look at Microsoft Dynamics 365 Business Central, the cloud ERP solution from Microsoft for SMEs. We offer specific training courses on this and other business applications, for more information please see <http://tecman.co.uk/dynamicslearning>. With these free training videos from Tecman we guide you through using D365 Business Central. We will cover how to use the user interface efficiently, how to find and work with the key



Search

Sort

- Using Microsoft Dynamics 365 Business Central**
Technology Management • 20K views • 5 years ago
- New and newish 'Quality of life' features in Business Central**
Technology Management • 365 views • 3 weeks ago
- The New Analysis Mode in Microsoft Dynamics 365 Business Central**
Technology Management • 1.2K views • 5 months ago
- Usability and Interface Changes in Microsoft Dynamics 365 Business Central (Version 20)**
Technology Management • 4K views • 1 year ago
- S2 Ep8: Valuable, in-built MSDync365BC reporting you're missing out on | Tecman Talks Dynamics**
Technology Management • 683 views • 1 year ago
- Microsoft Dynamics 365 Business Central - User Interface**
Technology Management • 16K views • 5 years ago
- Tecman's Online Learning Platform - What is it?**
Technology Management • 871 views • 1 year ago

<https://youtube.com/playlist?list=PLoS7gV-LINmnnfcyMVmaQk5i6fBhskry4>

Online help for D365BC

Microsoft | Learn Documentation Training Credentials Q&A Code Samples Assessments Shows

Dynamics 365 Release plans Support Regional availability Resources

Microsoft Dynamics 365 Business Central documentation

Discover how to make the most of Dynamics 365 Business Central with online training and documentation covering product capabilities. Learn how to use Business Central to manage, adapt, and streamline operations like finance, manufacturing, sales, and more, across your small or medium-sized business.

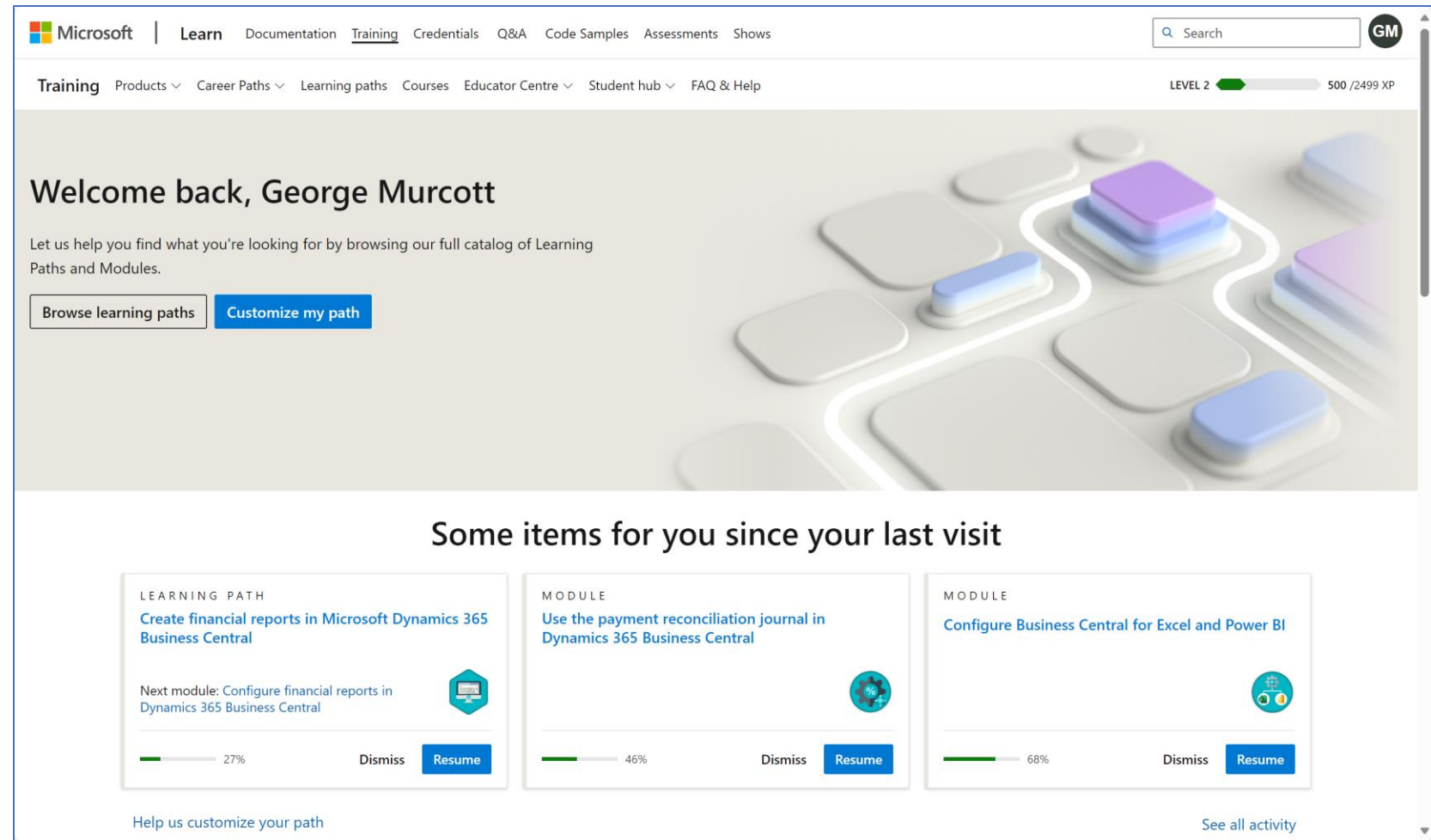
- GET STARTED
Welcome to Business Central
- WHAT'S NEW
What's new
- TRAINING
Training
- CONCEPT
Troubleshoot

Implement

- Guidance**
 - Security, compliance, and privacy
 - Understand Business Central online infrastructure
 - Migrate from on-premises to online
 - Performance
- Try/Buy**
 - Try Business Central online for free
 - Buy Business Central online
 - Add extensions for more functionality
- Set up**
 - Companies
 - Business functionality
 - Job queues
 - Workflows
- Integrate with other products**
 - Teams
 - Dataverse
 - Power Automate
 - Power BI
 - OneDrive

<https://learn.microsoft.com/en-GB/dynamics365/business-central>

Online training for D365BC



The screenshot shows the Microsoft Learn website interface. At the top, there is a navigation bar with the Microsoft logo, 'Learn', and various menu items like 'Documentation', 'Training', 'Credentials', 'Q&A', 'Code Samples', 'Assessments', and 'Shows'. A search bar and a user profile icon labeled 'GM' are on the right. Below the navigation, there are dropdown menus for 'Training', 'Products', 'Career Paths', 'Learning paths', 'Courses', 'Educator Centre', 'Student hub', and 'FAQ & Help'. A progress indicator shows 'LEVEL 2' with a green bar and '500 /2499 XP'. The main content area features a welcome message: 'Welcome back, George Murcott'. Below this, it says 'Let us help you find what you're looking for by browsing our full catalog of Learning Paths and Modules.' There are two buttons: 'Browse learning paths' and 'Customize my path'. The background of this section is a 3D graphic of a keyboard with some keys highlighted in purple and blue. Below the welcome message, there is a section titled 'Some items for you since your last visit' which contains three cards. The first card is for a 'LEARNING PATH' titled 'Create financial reports in Microsoft Dynamics 365 Business Central', with a progress bar at 27% and 'Dismiss' and 'Resume' buttons. The second card is for a 'MODULE' titled 'Use the payment reconciliation journal in Dynamics 365 Business Central', with a progress bar at 46% and 'Dismiss' and 'Resume' buttons. The third card is for a 'MODULE' titled 'Configure Business Central for Excel and Power BI', with a progress bar at 68% and 'Dismiss' and 'Resume' buttons. At the bottom of the section, there are links for 'Help us customize your path' and 'See all activity'.

<https://learn.microsoft.com/en-gb/training/>



QUESTIONS





THANK YOU

CUSTOMER DAY 2023

