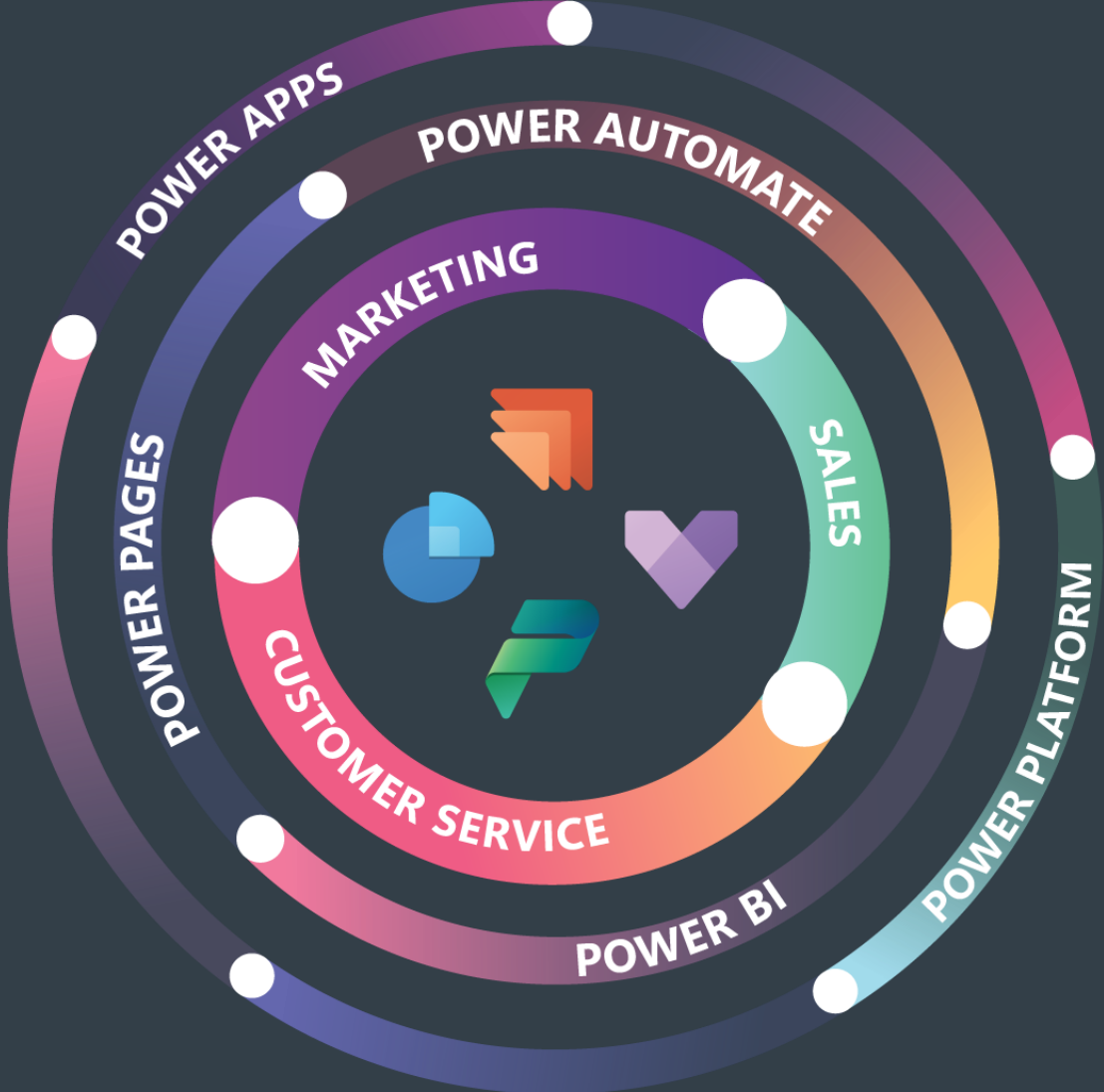


CRM connect

Power Pages – More than just a website working Business Central and/or Dataverse/CRM





~ 45 mins




Q & A



Hi!
Jon & Ben

What we'll cover

- 1 Who is using a portal?
- 2 The evolution of portals
- 3 Power Pages overview
- 4 Benefits of Power Pages
- 5 Portals implemented by Tecman
- 6 Pricing
- 7 New Supplier Request Demo
- 8 Integrating with Business Central
- 9 Q & A

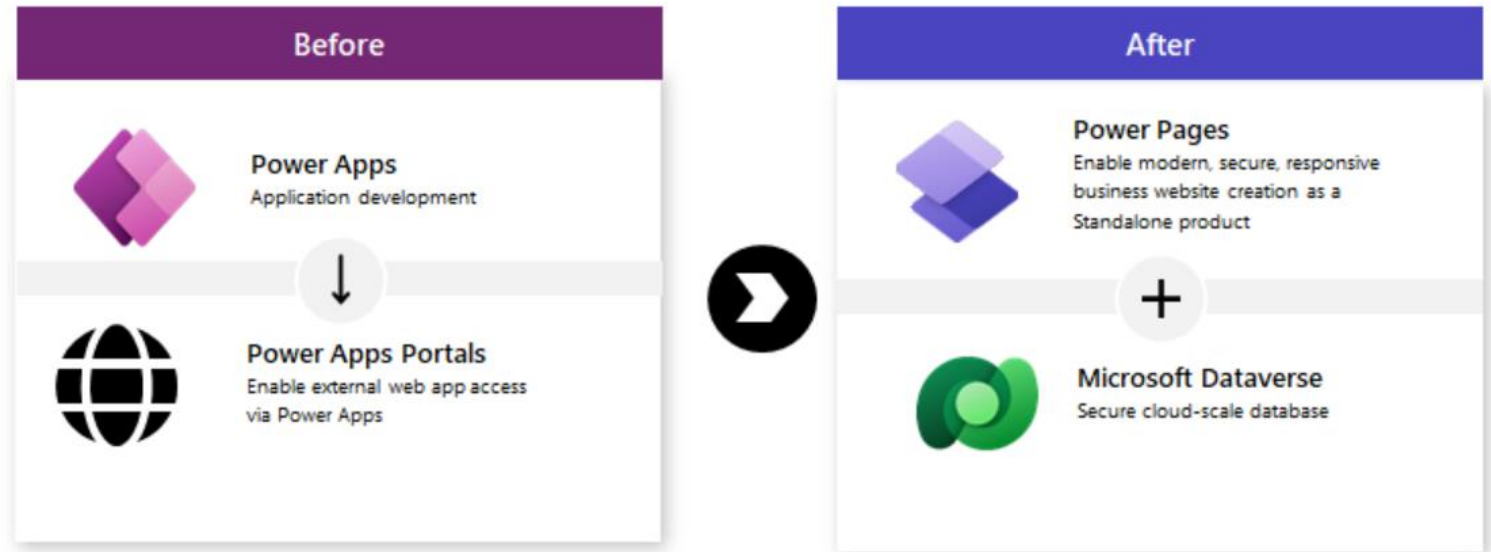


Hands up, who is using a Power Portal?



The Evolution of Portals

- ADX Portals
- Microsoft Portals (Standard Only)
- Power Pages Portal (Standard & Enhanced)



Power Pages Portal Overview

- Part of the Power Platform (PowerApps, Power BI, Power Automate, Power Virtual Agent)
- Portal design managed make.powerpages.com - Low code platform that allows users to create internal or external-facing websites or portal solutions using pre-built templates, drag-and-drop functionality, and customisation options.
- Forms & views configured in make.powerapps.com
- Powerful tool which promotes collaboration.
- Integrates with other Microsoft products such as D365, SharePoint, Business Central and Power BI.
- Can be used to engage customers, partners, or employees and provide them with access to relevant data or information.
- Can be used as a PWA (Progressive Web Application) to create mobile phone application functionality.
- Additional Licence – Per Portal

The Benefits of Power Pages

Enhanced Communication and Collaboration

Offers a centralised location for sharing information

Allows team members to collaborate easier by providing tools such as chat functions and document sharing

High level of transparency for team members to keep up to date with what's happening

Increased Accessibility

Can be accessed from anywhere, anytime.

Not just a functional website, can be adapted to work as a mobile application made available through App Stores.

Enhanced Security

Provides robust security features that ensure sensitive information is protected and unauthorised access is prevented

All security can be applied at a granular level

Offers the ability to use various encryption techniques (SSL/AES)

Pre-built Template Library

Offers templates to use as a starting point to build out your own Power Pages sites

Offers fully templated sites which just need connecting to your data

Don't need to be a developer to create or change a site

Example of Power Pages Portals implemented by Tecman

- Tecman Customer Portal - Raising and managing cases from the Portal
- Knowledge Base – Share Product Knowledge to your customers
- Returns Portal – Allow a Customers/Supplier to start their own RMA
- Application Portal – Allow a customer to create an Application for a service
- Configurator Portal – Allow a customer configure a bespoke product
- Managing Supplier Accreditation – Allow Suppliers to upload Accreditations or other documents
- New Supplier Requests – Allow suppliers to register their own details
- Purchase Orders - Allow suppliers to update expected delivery dates on PO Lines
- Request for Quotes – Allow Supplier to quote to supply materials for an internal project

New Supplier Request Demo

New Supplier Request

Licence Requirements

Power Apps or a Sales/CS Enterprise licence

Power Portal Licence (Unauthenticated)

Business Central Licence

Portal Access

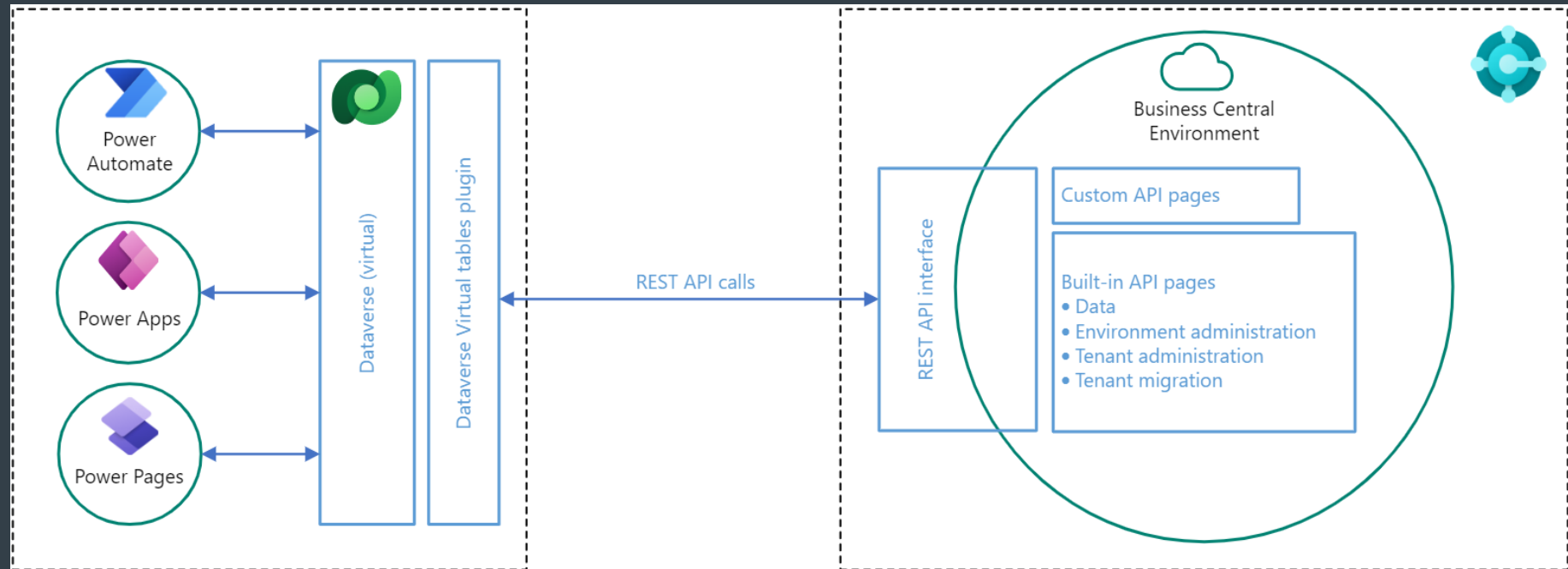
A new potential supplier/vendor would like to be considered to supply goods for your business.

It is important that this request is managed in Dataverse through an approval before being created in Business Central

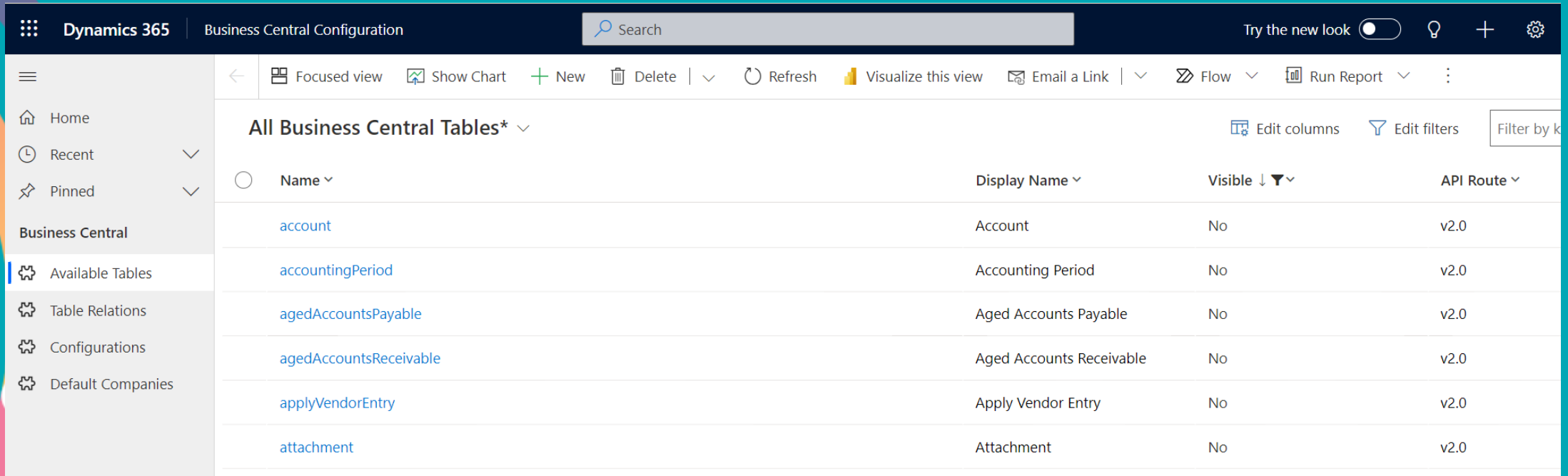
Power Pages + Business Central Requirements

- Business Central v23.1 Required
- Standard Integration (BC<>CRM)
- Virtual Tables
- Additional Setup Required -

<https://learn.microsoft.com/en-us/dynamics365/business-central/dev-itpro/developer/power-pages-on-virtual-tables-overview>



Power Pages + Business Central Overview



The screenshot shows the Dynamics 365 Business Central Configuration interface. The top navigation bar includes the Dynamics 365 logo, the page title 'Business Central Configuration', a search bar, and a 'Try the new look' toggle. The left sidebar contains navigation options: Home, Recent, Pinned, Business Central, Available Tables (selected), Table Relations, Configurations, and Default Companies. The main content area displays a table titled 'All Business Central Tables*'. The table has columns for Name, Display Name, Visible, and API Route. The 'Available Tables' section is expanded, showing a list of tables with their respective display names and API routes.

Name	Display Name	Visible	API Route
account	Account	No	v2.0
accountingPeriod	Accounting Period	No	v2.0
agedAccountsPayable	Aged Accounts Payable	No	v2.0
agedAccountsReceivable	Aged Accounts Receivable	No	v2.0
applyVendorEntry	Apply Vendor Entry	No	v2.0
attachment	Attachment	No	v2.0

- Allows Direct Access to Business Central data from Power Pages.
- The ability to expose any table in the V2.0 API using the Business Central
- Supports Granular security (create, write, read).
- Authenticated/Unauthenticated or Internal/External
- Let customers/vendors find information on Sales Invoices, Statements, Service items (warranty), & Stock.
- Customisation of views and forms is managed through make.powerapps.com



Demonstration

- Viewing in CRM
- Viewing in Power Pages

Power Pages Pricing

Authenticated users per website¹

£164.40

for 100 users/site/month²

Give users access to low-code business websites with authenticated access.

- Access to authentication providers
- Built-in content delivery network support
- Dataverse storage⁴

— Hide volume pricing

Tiers	Minimum requirement	Users/capacity pack	Price/capacity pack
Tier 1	100 users	100	£164.40
Tier 2	10,000 users	100	£61.60
Tier 3	100,000 users	100	£41.10

[Pricing](#)

Anonymous users per website¹

£61.60

for 500 users/site/month³

Allow users to browse low-code business websites anonymously.

- Built-in content delivery network support
- Dataverse storage⁵

— Hide volume pricing

Tiers	Minimum requirement	Users/capacity pack	Price/capacity pack
Tier 1	500 users	500	£61.60
Tier 2	10,000 users	500	£30.80
Tier 3	100,000 users	500	£20.50

Power Pages – Plan Types

	Plan types	
	Authenticated users Users can authenticate and access a Power Pages website	Anonymous users Users can anonymously browse Power Pages websites
Advanced design and security tools		
Access to authentication providers	●	
Prebuilt templates	●	●
Prebuilt Dynamics 365 application templates	●	●
Enable content delivery network	●	●
Role-based access control for users	●	●
Data connectivity, storage, and management		
Store and manage data	Access system, custom, and virtual tables	
	Access Dynamics 365 tables ⁶	
Microsoft Dataverse	2 GB database capacity ⁷	500 MB database capacity ⁷
	16 GB file capacity ⁷	4 GB file capacity ⁷

Next Steps



Questions

Thank you.

CRM
connect

THURSDAY 25 APRIL 2024

